

# How to change the button labels/text links in the tickeshop?

The standard terminologies on SecuTix online store do not always match the message you want to convey?

It does not stand, you have the power to change it!

SecuTix incorporates an advanced customization feature for online sales labels.

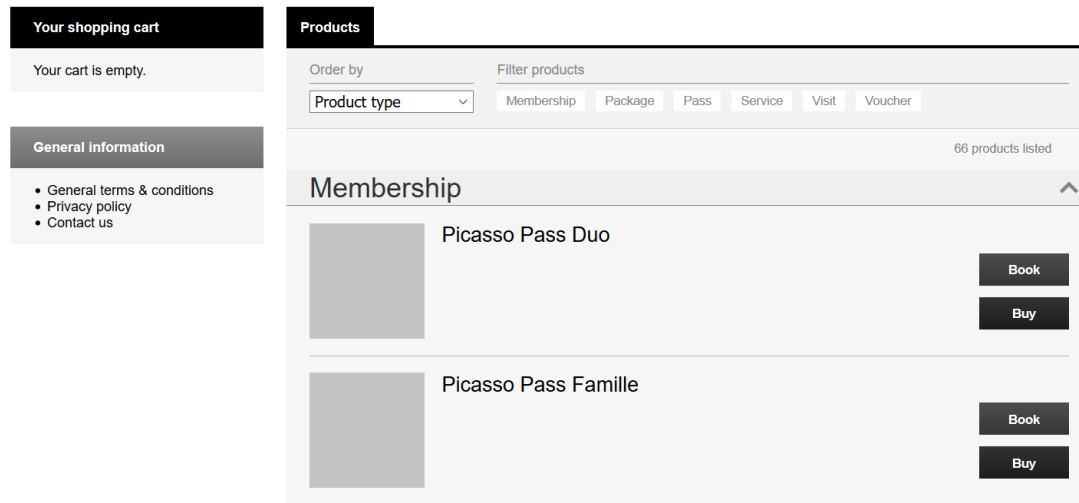
**Warning: the same label can be present at multiple locations in the online store. Proceed with caution when deciding to modify them.**

Case study:

- Replace Buy by Order

## 1) Identify the label keys

In **pre-production**, on the online store, locate the elements to be modified.

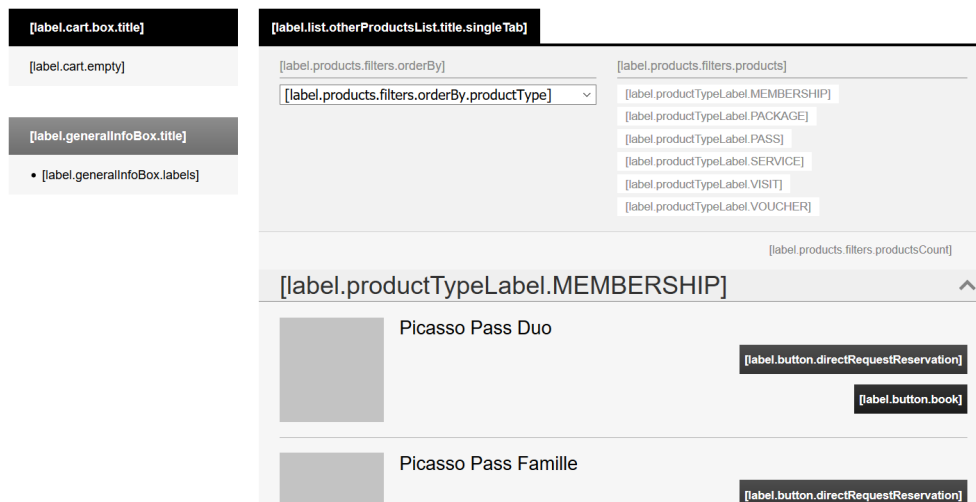


Staying on the same page, add at the end of the URL **?lang=dev** or **&lang=dev** (if the URL already contains a "?")

Here, the URL <https://secutix.pp-shop.secutix.com/list/events> becomes <https://secutix.pp-shop.secutix.com/list/events?lang=dev>

or else <https://secutix.pp-shop.com/selection/pass?productId=101350364664&lang=dev>

The label keys are now visible. You just have to copy the ones you are interested in.



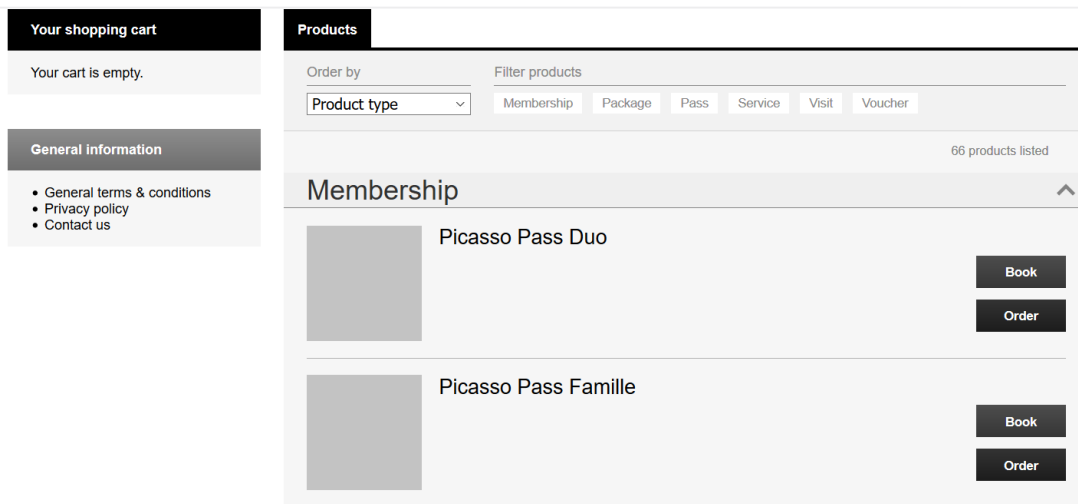
In this case **label.button.book** .

**Reminder: the same label can be used in many different places on the different pages of the online store. We recommend you to be extremely careful when making your changes.**

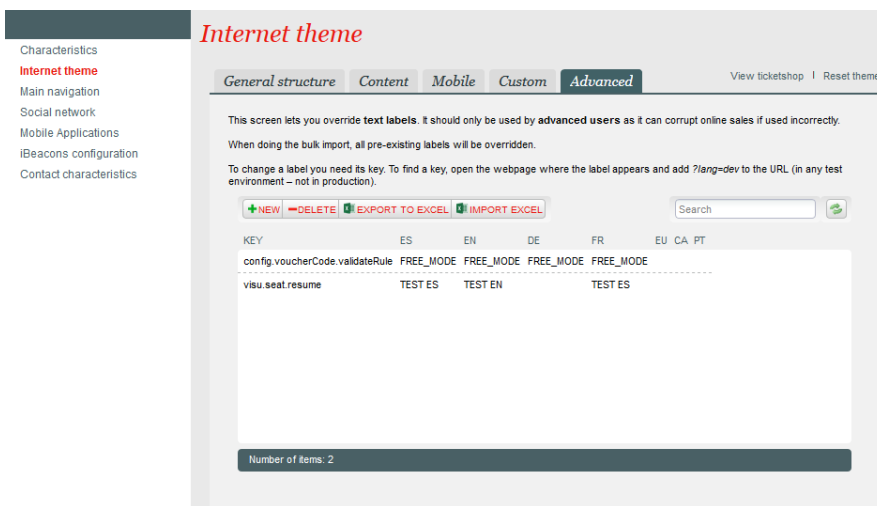
## 2) Modify the labels

In the back-office (**production**), go to Organism -> Sales channels and select the concerned internet channel, and open the point of sale on which you wish to make the modification.

If you want to make the modification on several points of sale, you will have to repeat this operation for each point of sale.



Once in the point of sale, click on **Internet theme**, and go to the **Advanced** tab



**Internet theme**

General structure | Content | Mobile | Custom | **Advanced** | View ticketshop | Reset theme

This screen lets you override **text labels**. It should only be used by **advanced users** as it can corrupt online sales if used incorrectly.  
When doing the bulk import, all pre-existing labels will be overridden.

To change a label you need its key. To find a key, open the webpage where the label appears and add `?lang=dev` to the URL (in any test environment – not in production).

[+ NEW](#) [- DELETE](#) [EXPORT TO EXCEL](#) [IMPORT EXCEL](#)

KEY	ES	EN	DE	FR	EU	CA	PT
config.voucherCode.validateRule	FREE_MODE	FREE_MODE	FREE_MODE	FREE_MODE			
visu.seat.resume	TEST ES	TEST EN		TEST ES			

Number of items: 2

In **New**, paste the label key to be modified, then enter the replacement text ( and its possible translation - reminder: without translation, the text will be the same in all available languages).

## Point of sale theme custom labels

Content

Key \*

visu.seat.resume

Translations

ES	Pedir
EN	Order
DE	
FR	Commander
EU	

More languages

Expand all

Collapse all

Note: html tags are supported by the Ticketshop screens. For instance, you can insert clickable links or put your texts in italics.

Save and close.

You should now see the modified labels in the list in front of you.

Characteristics

Internet theme

Main navigation

Social network

Mobile Applications

iBeacons configuration

Contact characteristics

Internet theme

General structure

Content

Mobile

Custom

Advanced

View ticketshop

Reset theme

This screen lets you override text labels. It should only be used by **advanced users** as it can corrupt online sales if used incorrectly.

When doing the bulk import, all pre-existing labels will be overridden.

To change a label you need its key. To find a key, open the webpage where the label appears and add `?lang=dev` to the URL (in any test environment – not in production).

+NEW

DELETE

EXPORT TO EXCEL

IMPORT EXCEL

Search

KEY	ES	EN	DE	FR	E
config.voucherCode.validateRule	FREE_MODE	FREE_MODE	FREE_MODE	FREE_MODE	
visu.seat.resume	Pedir	Order		Commander	

<

>

Number of items: 2

At this stage, it may be necessary to suspend and then reactivate the point of sale to force the synchronization of the elements.

Characteristics

Points of sale

Overheads grids

Storefront

Default charges

Sales channels of origin

Linked Sales Entity

Sales parameters

Landing Page

Sales Channel > Internet - Test

Internal name

State

All

Status

vis

+NEW

DELETE

INVALIDATE

ACTIVATE

SUSPEND

DUPLICATE

	INTERNAL NAME	CODE	NO	WORKSTATION	STATE	STATUS
▶	TicketShop	TS	1		Running	Visible

### 3) See the changes

Go back to the online store: your labels have been well modified.

Your shopping cart

Your cart is empty.

General information

- General terms & conditions
- Privacy policy
- Contact us

Products

Order by

Filter products

Product type

Membership

Package

Pass


Service

Visit

Voucher

66 products listed


Membership



Picasso Pass Duo

Book

Order



Picasso Pass Famille

Book

Order

#### Complementary information:

- Any label can be modified.
- If you have already requested a complex customization of your online store, it is possible that you are not able to modify certain labels via this process. Feel free to contact us for assistance.
- If you use widgets, it is possible that some specific labels exist in case of widget. Therefore, it is advised that you change the widget to lang=dev to verify the correct label.