

Solutions Architecture




We understand that integrating a ticketing solution into your existing infrastructure can be a complex task. That's why we have created a comprehensive set of reference architecture diagrams to assist you every step of the way. These diagrams are designed to provide a clear understanding of our solution, its basic integration principles, and the key non-functional elements that you need to consider.





Our reference architecture diagrams serve as visual guides, helping integrators identify the best approach for their specific use cases. Whether you're a developer, a system architect, or a business owner, these diagrams will empower you to make informed decisions and efficiently implement our ticketing solution within your ecosystem.



The diagrams not only outline the high-level structure of our open platform but also emphasize crucial aspects such as consistency, security, and API limitations. We believe that a robust and reliable ticketing system should not only be feature-rich but also adhere to industry best practices and ensure the protection of data as well as the systems protection.

By leveraging these reference architecture diagrams, you will gain insights into how our solution can seamlessly integrate into your existing infrastructure while meeting your unique requirements.

We are committed to provide you with the necessary tools and resources to make your integration process smooth and successful and to help you build a scalable, secure, and efficient solution. Explore our reference architecture diagrams and should you have any questions or need further assistance, please contact api-support@secutix.com

Use case	Description	Reference Architecture
CRM Integration	This is the reference architecture guide for integrating S-360 with your CRM. This guide provides a step-by-step approach and best practices to seamlessly connect these two essential components, enabling you to synchronize data and maximize the value of your CRM system.	<div>Contact:</div> <div> Architect...ntact.pdf</div> <div>Order:</div> <div> Architect...rders.pdf</div>
Website Integration - Catalog display	In this scenario, you can leverage our APIs to seamlessly display the catalog of available tickets, and then seamlessly redirect users to our standard ticketshop for the remainder of the purchase user journey. This integration allows you to enhance the ticketing experience while still benefiting from the robust features of our default ticketshop.	<div> Architect..._V1.0.pdf</div>

Website Integration - Partial Integration	With this approach, you can utilize our APIs to create a unique ticketing experience up until the payment step. At that point, you can seamlessly redirect users to our standard ticketshop to complete the payment process. This architecture offers the flexibility to design a tailored ticketshop while leveraging the reliability and security of our default payment system.	 Architect...ation.pdf
Website Integration - End to End Integration	In this scenario, you have the freedom to create a fully customized ticketshop experience using only our APIs. From catalog display to ticket purchase and payment, every step can be tailored to your specific requirements. This architecture empowers you to build a seamless ticketing solution that aligns precisely with your brand and business needs.	 Architect...ation.pdf
Ticket Distribution Integration	This is the reference architecture guide for integrating S-360 with ticket distribution companies. This guide provides a step-by-step approach and best practices to seamlessly connect your distribution platform with S-360's powerful APIs, enabling you to access S-360's extensive catalog and availabilities and sell a wide range of events and tickets on behalf of S-360 customers.	 Architect...ution.pdf
Data analytics integration	This is the reference architecture guide for integrating S-360 with your datalake. This guide provides a step-by-step approach and best practices to seamlessly connect these two components, enabling you to maximize the accuracy of your data and optimize the value you get out of it.	 Architect...ation.pdf

<p>Single sign-on</p>	<p>Welcome to our SSO Integration Reference Architecture for S-360 as the service provider. This guide is designed to help you seamlessly implement Single Sign-On (SSO) with S-360, enhancing user authentication and access management. By following this architecture, you can simplify the login process, improve security, and provide a more convenient experience for your users.</p>	<p>Identity Provider :</p> <div data-bbox="1177 184 1481 489"><p>Architect...O_IdP.pdf</p></div> <p>Service Provider :</p> <div data-bbox="1177 562 1481 867"><p>Architect...SO_SP.pdf</p></div>
-----------------------	--	--