


Shop for producers / partners (web reporting)



Other documents

You will find more complete and up to date documents on this subject in [TED | The Executive Dashboard](#).

Your organizers have the possibility to obtain reports on the current sales of those events in their online channel of the type "Producer/partner space".

The shop is not intended for the sale of products, but only for reporting purposes.

For initial set-up see [2.9 - Set up a new sales channel](#).

Requirements

Contact type "Producer/Partner"

First, you need the organizer as contact type "Producer" or "Partner" in SecuTix. Both types are variants of the company. You therefore also need at least one contact person ("relay") in each case, who can log into the channel.

See also: [4 - Contacts / CRM](#)

Type	Associated product family
Partner	Timeslot & Visit passes
Producers	Events & Competitions

Contact

Clients

Individuals

Structures

Guides

Suppliers

Partners

Producers

Support

Artists

Exhibitors

Check for duplicates

B2B validation contacts

Waiting list

☆ *Producer contacts* ?

Advanced >>

+NEW

DELETE

+NEW RELAY

CHANGE PASSWORD

	NO	ROLE	NAME	
<input type="checkbox"/>	103152	Producer	PROMOTOR EXTERNO	
<input type="checkbox"/>	103153	Relay	PROMOTOR EXTERNO	A
<input type="checkbox"/>	145932	Relay	PROMOTOR EXTERNO	+

Setting up events with third parties

In order for the logged-in person, i.e. the contact person of the organizer, to get a connection to the products, the respective producer/partner must be associated with the desired product:

Public Description

ES / 12px

EN / 12px

DE / 12px

FR / 12px

EU / 12px

More languages

Code

Tax UET

Alert ratio (%)

Ticket Model*

Concerts Culture Events

GET N.S.L.

Producer / Promoter / Organizer

Additional Producer / Promoter / Partner

Merchant Id

Bank Key

Internet description URL

Invoice Producer / Promoter / Partner

Setting up the channel

In the settings, please first follow the usual steps for setting up a new sales channel [2.9. - Set up a new sales channel](#).

The basic requirements for this are the activation of the following function:

Available functions

Only immediate shipment modes (if possible) ☐

Sales ☐

Option ☐

Sales reports ☒

List of contacts ☐

Disable ticket download ☐

Change billing contact ☐

Enable remark field ☐

Allow resale of owner ticket even if guest tickets not resold ☐

Unlocking reports

You then have the option of activating a selection of reports in web reporting:

☆ Sales Channel > TicketShop B2P DK

General Address Parameters

State Running

Internal name ES TicketShop B2P DK
EN
DE
FR TicketShop B2P DK
CA

Code B2P_DK

Channel Internal External

Type Producer/partner space

Organisation responsible Victoria Eugenia Antzokia, S.A.

Contingents

Unauthorised contingents

Without contingent
4 Season
Cupo Antonio
Cupo General
cupo test para TSD
Evento Test
Familia
General
General PCM
Invitación

Authorised contingents

All Folks
Buy one, get one free
Contemporary Art Day
cupofuturo
Cupo 1
Cupo abc
Cupo Futuro
Externo Promotor
General A
Invitado gratis

Status Visible

Activation of products for web reporting

Products must be explicitly activated for web reporting in order to be visible online.

This happens, as usual, with an activity profile and a sales calendar for events and competitions, and via product profile for all other products.

In practice, it has been proven useful to add the web reporting channel to existing admin profiles such as "Backoffice", which are linked to all products.

.

Dashboard

The web reporting channel first offers the possibility to generate reports per product from a product view.

This occurs on the URL ".../report/listProducts#list".

This function is supplemented by the so-called dashboard, which offers a summarized overview of the products. This can be accessed via the URL

".../report/dashboard".

It is a good idea to set up this URL as a linked button in the sales channel at the point of sale via "main navigation

Dashboard - advanced functions

Additional functions can be switched on/off in the dashboard via labels.

Main navigation (MYT) - Mozilla Firefox

https://myt.pos.secutex.com/tnin/organization/editPointOfSales.htm?parentId=101436641

☆ Sales Channel

Characteristics

Points of sale 1

Overheads grids

Storefront

Default charges

Sales channels of origin

Linked Sales Entity

Sales parameters

Charges tables

Sales calendars

Activity profiles

Seat option profiles

INTERNAL NAME

Webreporting

Main navigation

Warning: please be aware that by activating a main navigation, you are reducing the chances of your users staying focused on the purchase process. This may negatively impact your sales.

Characteristics

Internet theme

Main navigation 2

Social network

Mobile Applications

iBeacons configuration

Contact characteristics

Authorised contacts

RANK EXTERNAL NAME STYLE URL





3 Dashboard Button https://myt.pos.secutex.com/tnin/organization/editPointOfSales.htm?parentId=101436641

Perhaps the most useful feature is the ability to add a drop-down menu of sales over a predefined time period.

function.producerSpace.dashboard.performanceDetail.hidePaymentMethod	true
function.producerSpace.dashboard.performanceDetail.hideSaleChannel	true
function.producerSpace.dashboard.performanceDetail.quotaBasedOnAuthorizedContingents	true
function.producerSpace.dashboard.saleHistoryView	TODAY YESTERDAY LAST-7-D THISMONTH LAST-1-M LAST-3-M THISYEAR LAST-1-Y LAST-3-Y

			TODAY				TOTAL				POTENTIAL	
✓	ALL PRODUCTS		Sold	Invitation	Total		Sold	Invitation	Total	Revenue	Total	Revenue
✓	Family Pack		0	0			0	0	0	€0.00	0	€0.00
	Kneiflin-City, 100g											
	Kneiflin-City, 200g	✓	0	0			0	0	0	€0.00	0	€0.00
	Kneiflin-City, 500g	✓	0	0	0	€0.00	0	0	0	€0.00	0	€0.00
	Kneiflin-City, 1kg	✓	0	0	0	€0.00	0	0	0	€0.00	0	€0.00
	Kneiflin-City, 2kg	✓	0	0	0	€0.00	0	0	0	€0.00	0	€0.00
	Kneiflin-City, 5kg	✓	0	0	0	€0.00	0	0	0	€0.00	0	€0.00
	Kneiflin-City, 10kg	✓	0	0	0	€0.00	0	0	0	€0.00	0	€0.00
	Kneiflin-City, 20kg	✓	0	0	0	€0.00	0	0	0	€0.00	0	€0.00
	Kneiflin-City, 50kg	✓	0	0	0	€0.00	0	0	0	€0.00	0	€0.00
	Kneiflin-City, 100kg	✓	0	0	0	€0.00	0	0	0	€0.00	0	€0.00

To set up the Admin View, you need a generic organizer to which the desired contacts are assigned:

	148370	Producer	Webreporting			yes
	148379	Producer	Webreporting			yes
	103152	Producer	Webreporting	Comptex	Calle Parque de las Ciencias 1	yes
	103153	Relay	Webreporting	Alameda de las Plazas 1	Calle de las Plazas	yes

The partner/producer must then be assigned the contact criterion "TED Administrator" with the value "Yes".